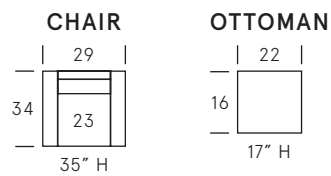




# Annie



---

SEAT DEPTH: 20"

SEAT HEIGHT: 18"

ARM HEIGHT: 24"


---

## Standard Features


Kiln-dried hardwood frame. Sinuous spring system. Eco-friendly construction. 2.2 gel infused, high resiliency foam core seat cushion wrapped in soft foam. Fibre filled back cushion. Loose seat and loose back. Nail head detail on arms. Available in fabric or leather. Bench-made in Canada.

As an inherent quality of a hand-crafted product, all dimensions are approximate.

## Wood Finishes



Dark Walnut



Espresso



Black