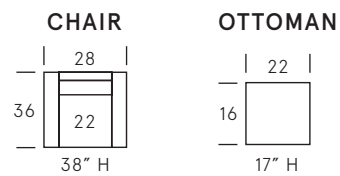




Russel



SEAT DEPTH: 22"

SEAT HEIGHT: 18"


ARM HEIGHT: 23"

Standard Features


Kiln-dried hardwood frame. Sinuous spring system. Eco-friendly construction. Soy-based, fibre wrapped, 2.2 gel infused foam seat cushion. Loose seat and tight back. Available in fabric or leather. Bench-made in Canada.

As an inherent quality of a hand-crafted product, all dimensions are approximate.

Wood Finishes



Dark Walnut



Espresso



Black