

Custom Panel Bed Program

Vertical Panels

Queen Large: 13" each
 King Large: 14" each
 Queen Small: 7" each
 King Small: 8" each

Horizontal Panels

Queen Large: 13" each
 King Large: 14" each
 Queen Small: 7" each
 King Small: 8" each

Beds

Queen Bed: W 66" D 87"
 King Bed: W 82" D 87"
 Foot/Side Rails: H 11"
 Add 6" to width for wings

Headboard Only

Queen Headboard: W 66" D 4"
 King Headboard: W 82" D 4"

1 Choose Product and Size

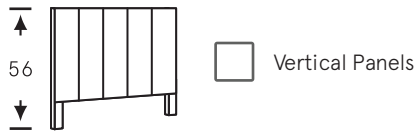
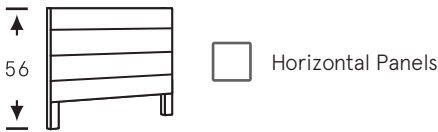
Complete Upholstered Bed
 Includes: Headboard, Foot Rail, Side Rails and Slats

Queen King


Headboard Only
 Headboard attaches to a standard metal frame or wall-mounted bracket (not included)

Queen King

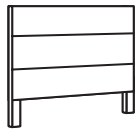
2 Choose Panel Direction



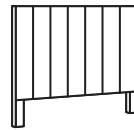
3 Choose Panel Treatment



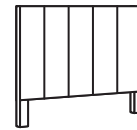
Small Horizontal Panel



Large Horizontal Panel




Small Vertical Panel

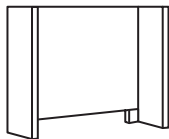


Large Vertical Panel

4 Choose Wing Treatment (If Required)

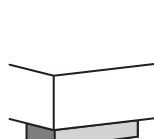


Curved Wing

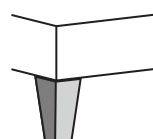


6" Straight Wing

5 Choose Leg Style



1 1/2" Wood Leg



5" Wood Leg

Please note this leg will increase the overall height of the bed by 3"

6 Choose Mattress Support

Standard Box Spring

Upgrade to Platform

As an inherent quality of a hand-crafted product, all dimensions are approximate.