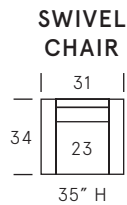




Maddy



SEAT DEPTH: 21"

SEAT HEIGHT: 20"

ARM HEIGHT: 27"

Standard Features


Kiln-dried hardwood frame. Sinuous spring system. Eco-friendly construction. Soy-based, feather blend wrapped, 2.2 gel infused foam seat cushion. Feather blend back cushion. Loose seat and loose back. Available in fabric or leather. Bench-made in Canada.

As an inherent quality of a hand-crafted product, all dimensions are approximate.


Wood Finishes



Natural



Dark Walnut



Espresso



Black